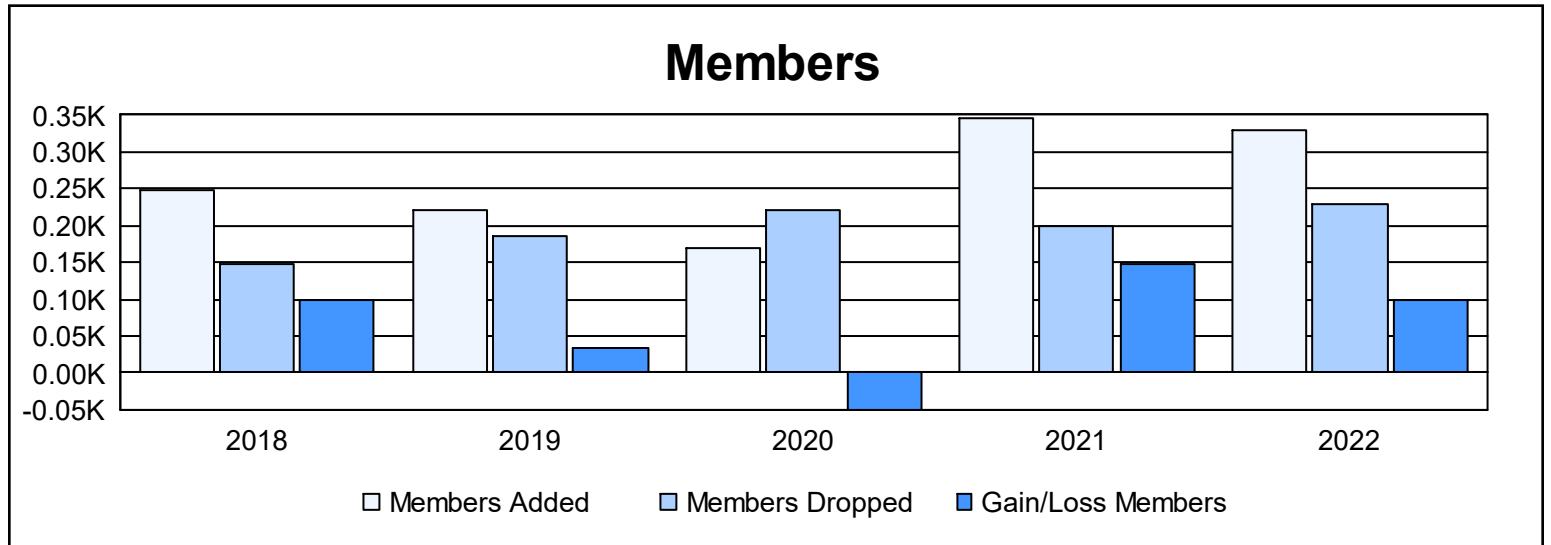
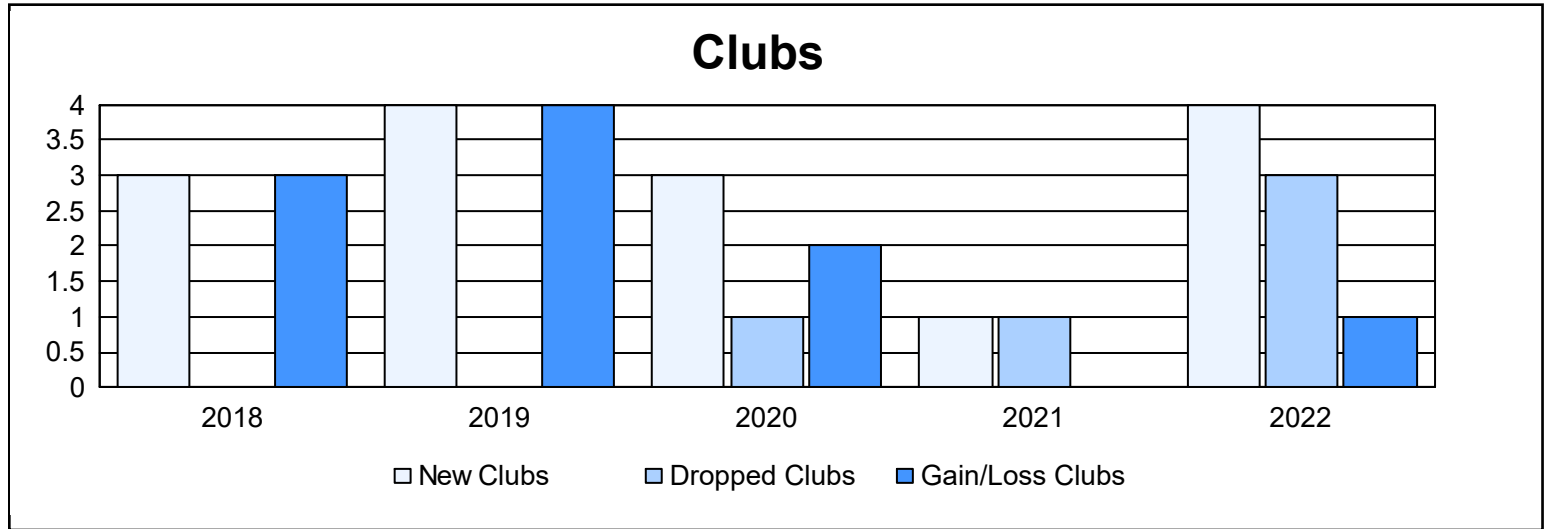
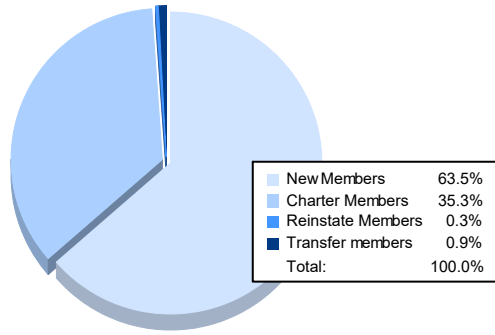


Year	New Clubs	Dropped Clubs	Gain/ Loss Clubs	New Members	Charter Members	Reinstate Members	Transfer Members	Total Member Added	Total Members Dropped	Gain/ Loss Members
2017-2018	3	0	3	176	68	3	0	247	147	100
2018-2019	4	0	4	112	100	2	6	220	186	34
2019-2020	3	1	2	65	93	11	1	170	220	-50
2020-2021	1	1	0	251	44	39	13	347	199	148
2021-2022	4	3	1	209	116	1	3	329	229	100
<b>Average</b>	<b>3</b>	<b>1</b>	<b>2</b>	<b>163</b>	<b>84</b>	<b>11</b>	<b>5</b>	<b>263</b>	<b>196</b>	<b>66</b>



### Membership Composition June 2022 Cumulative



### Gender Composition June 2022 Cumulative

